

DAB[®]

WATER • TECHNOLOGY

EVOSTA 2 EVOSTA 3

ELECTRONIC CIRCULATORS
FOR HEATING AND COOLING SYSTEMS



EVOSTA 3

LED
8.8
m³/h m W

MODE

DAB



EVOSTA 2

WET ROTOR ELECTRONIC CIRCULATORS



in line with European Directive
ErP 2009/125/EC (formerly EuP) of 2015

TECHNICAL DATA

Operating range: 0,4-3,6 m³/h with head up to 6,9 metres.

Pumped liquid temperature range: from -10 °C to +110°C

Working pressure: 10 bar (1000 kPa)

Protection class: IPX5

Insulation class: F

Installation: with horizontal motor axis

Standard power input: single-phase 1x230 V~ 50/60 Hz

Pumped liquid: Clean, free of solids and mineral oils, non-viscous, chemically neutral, with properties similar to water (glycol max 30%).

APPLICATIONS

Low energy consumption electronic pump for water circulation in all types of domestic heating and cooling systems.

ADVANTAGES

The new range of **EVOSTA 2** circulators by DAB combines the strength of a mechanical circulator with the benefits of the electronic circulator. Thanks to the permanent magnet synchronous motor, the frequency converter and the energy efficiency of $EEL \leq 0.18$, as well as the protection class IPX5 and the integrated bleeding plug, the **EVOSTA 2** family ranks as one of the best products in the category in terms of performance and reliability. The range of **EVOSTA 2** circulators is the perfect replacement for old three-speed circulators due to its compact size and all-round performance. The product is also extremely user-friendly, with a single button for sequential setting and direct access to the motor shaft for unlocking it when necessary.

CONSTRUCTION FEATURES

Cast iron pump body with cataphoresis paint coating and wet rotor motor. Steel motor casing, technopolymer impeller. Ceramic motor shaft on ceramic bushings lubricated by the pumped liquid. Stainless steel rotor liner, stator liner and closing flange. Graphite thrust ring.

EPDM seal ring and brass bleeding plug.

Thanks to the internal protection of the motor, the pump does not require any overload protection.

CONTROL PANEL

The settings of the **EVOSTA 2**, **EVOSTA 3** circulators can be modified in the control panel on the fascia of the pump device. The pumps have nine settings that can be selected scrolling the **MODE** button. Three LED lights on the fascia show the current setting.

EVOSTA 3 circulator has a display showing the following data:

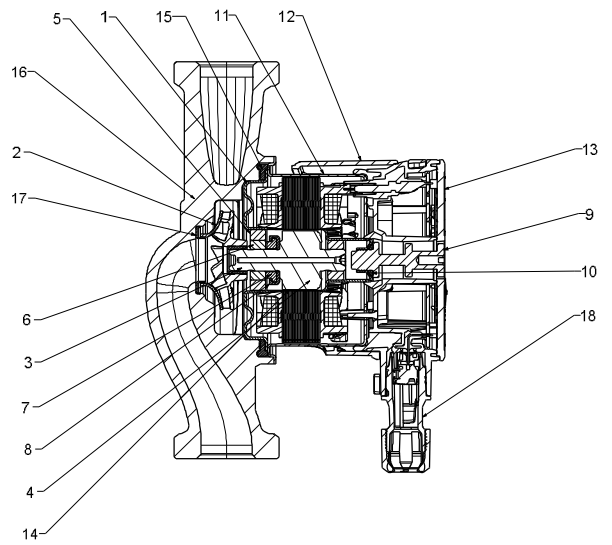
- Head of the selected curve
- Instantaneous power consumption in Watts.
- Instantaneous head in m
- Instantaneous flow rate in m³/h

EVOSTA 2

WET ROTOR ELECTRONIC CIRCULATORS

MATERIALS

N.	PARTS	MATERIALS
1	ROTOR CAN FLANGE	AISI 316
2	IMPELLER	ULTRASON
3	SHAFT	ALUMINA
4	ROTOR	Fe
5	BEARING HOUSING	BRASS
6	BEARING	ALUMINA
7	AXIAL BEARING	GRAPHITE
8	AXIAL HOUSING	EPDM
9	PLUG	BRASS
10	O-ring	EPDM
11	STATOR HOUSING	AISI 304
12	ENCLOUSER SHELL	POLYCARBONATE
13	ENCLOUSER	POLYCARBONATE
14	ROTOR SLEEV	AISI 304
15	SEAL	EPDM
16	PUMP HOUSING	CAST IRON - BRONZE (SAN VERSION)
17	NECK RING	AISI 304
18	CONNECTOR	POLYCARBONATE



REGULATION MODE

PROPORTIONAL PRESSURE REGULATION MODE

MODE

PP1

PP2

PP3

CONSTANT PRESSURE REGULATION MODE

CP1

CP2

CP3

CONSTANT PRESSURE REGULATION

I

II

III

Model Number (example)

EVOSTA 40/70 130 X

Threaded connections electronic circulator

Maximum head range (dm)

Centre distance (mm)

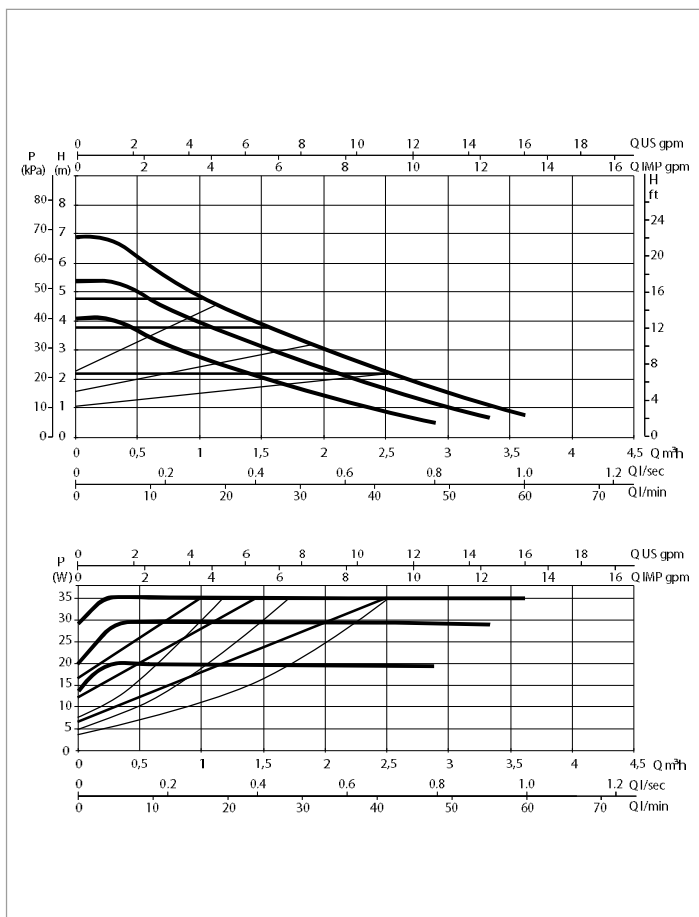
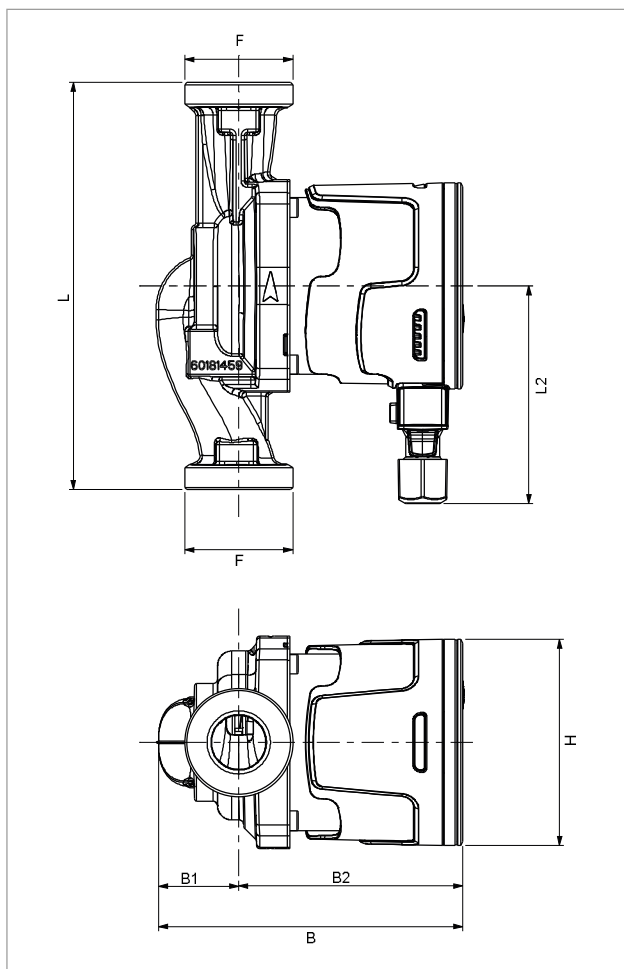
Standard (no ref.) = 1" ½ threaded connections

½" = 1" threaded connections

X = 2" threaded connections

EVOSTA 2 - ELECTRONIC CIRCULATORS FOR DOMESTIC HEATING AND COOLING SYSTEMS - SINGLE, WITH UNIONS

Pumped liquid temperature range: from -10 °C to +110 °C - Maximum operating pressure: 10 bar (1000 kPa)



The performance curves are based on kinematic viscosity values = 1 mm²/s and density equal to 1000 kg/m³. Curve tolerance according to ISO 9906.

MODEL	Q=m³h	0,0	0,3	0,6	0,9	1,8	2,4	3,0	3,6
	Q=l/min	0	5	10	15	30	40	50	60
EVOSTA 2 40-70/130 1"	H (m)	6,9	6,9	5,8	5,1	3,4	2,4	1,6	0,8
EVOSTA 2 40-70/130 1/2"		6,9	6,9	5,8	5,1	3,4	2,4	1,6	0,8
EVOSTA 2 40-70/180 1"		6,9	6,9	5,8	5,1	3,4	2,4	1,6	0,8
EVOSTA 2 40-70/180X 1 1/4"		6,9	6,9	5,8	5,1	3,4	2,4	1,6	0,8

MODEL	CENTRE DISTANCE mm	PUMP CONNECTIONS	POWER INPUT 50 Hz	P1 MAX W	In A	EEI*	MINIMUM SUCTION PRESSURE	
							t°	90 °
EVOSTA 2 40-70/130 1"	130	DN25 THREADED (G 1" 1/2)	1x230 V~	35	0,043 - 0,32	0,18	m.c.a.	10
EVOSTA 2 40-70/130 1/2"	130	DN15 THREADED (G 1")	1x230 V~	35	0,043 - 0,32	0,18	m.c.a.	10
EVOSTA 2 40-70/180 1"	180	DN25 THREADED (G 1" 1/2)	1x230 V~	35	0,043 - 0,32	0,18	m.c.a.	10
EVOSTA 2 40-70/180X 1 1/4"	180	DN32 THREADED (G 2")	1x230 V~	35	0,043 - 0,32	0,18	m.c.a.	10

The parameter of reference for the more efficient circulators is EEI ≤ 0,18

MODEL	L	L1	B	B1	B2	H	F	PACKING DIMENSIONS			VOLUME m³	WEIGHT kg
								L	B	H		
EVOSTA 2 40-70/130 1"	130	96	134,6	35,5	99,1	91	1" 1/2	142	99	150	0,0021	2,02
EVOSTA 2 40-70/130 1/2"	130	96	134,6	35,5	99,1	91	1	142	99	150	0,0021	1,86
EVOSTA 2 40-70/180 1"	180	96	134,6	35,5	99,1	91	1" 1/2	192	99	150	0,0028	2,19
EVOSTA 2 40-70/180X 1 1/4"	180	96	134,6	35,5	99,1	91	2"	192	99	150	0,0028	2,35

DNA[®]

PUMPS SELECTOR



On-line product selection



DAB PUMPS LTD.

Unit 4 and 5, Stortford Hall Industrial Park,
Dunmow Road,
Bishops Stortford,
Herts
CM23 5GZ - UK
salesuk@dwtgroup.com
Tel. +44 1279 652 776
Fax +44 1279 657 727



DAB PUMPS IBERICA S.L.

Calle Verano 18-20-22
28850 - Torrejón de Ardoz - Madrid
Spain
Info.spain@dwtgroup.com
Tel. +34 91 6569545
Fax: + 34 91 6569676



DAB PUMPS SOUTH AFRICA

Twenty One industrial Estate,
16 Purlin Street, Unit B, Warehouse 4
Olifantsfontein -1666 - South Africa
info.sa@dwtgroup.com
Tel. +27 12 361 3997



DAB PUMPS B.V.

Brusselstraat 150
B-1702 Groot-Bijgaarden - Belgium
info.belgium@dwtgroup.com
Tel. +32 2 4668353
Fax +32 2 4669218



DAB PUMPS HUNGARY KFT.

H-8800
Nagykanizsa, Buda Ernő u.5
Hungary
Tel. +36 93501700



DAB PUMPS (QINGDAO) CO. LTD.

No.40 Kaituo Road, Qingdao Economic & Technological
Development Zone
Qingdao City, Shandong Province - China
PC: 266500
sales.cn@dwtgroup.com
Tel. +86 400 186 8280
Fax +86 53286812210



DAB PUMPS POLAND Sp. z o.o.

Ul. Janka Muzykanta 60
02-188 Warszawa - Poland
polska@dabpumps.com.pl



DAB PUMPS DE MÉXICO, S.A. DE C.V.

Av Amsterdam 101 Local 4
Col. Hipódromo Condesa,
Del. Cuauhtémoc CP 06170
Ciudad de México
Tel. +52 55 6719 0493



DAB PUMPS B.V.

Albert Einsteinweg, 4
5151 DL Drunen - Nederland
info.netherlands@dwtgroup.com
Tel. +31 416 387280
Fax +31 416 387299



OOO DAB PUMPS

Novgorodskaya str. 1, block G
office 308, 127247, Moscow - Russia
info.russia@dwtgroup.com
Tel. +7 495 122 0035
Fax +7 495 122 0036



DAB PUMPEN DEUTSCHLAND GmbH

Tackweg 11
D - 47918 Tönisvorst - Germany
info.germany@dwtgroup.com
Tel. +49 2151 82136-0
Fax +49 2151 82136-36



DAB PUMPS INC.

3226 Benchmark Drive
Ladson, SC 29456 - USA
info.usa@dwtgroup.com
Tel. 1- 843-797-5002
Fax 1-843-797-3366



DAB PUMPS OCEANIA PTY LTD

426 South Gippsland Hwy,
Dandenong South VIC 3175 - Australia
info.oceania@dwtgroup.com
Tel. +61 1300 373 677