



FRENCH MANUFACTURER
SINCE 1964



INVEST IN THE FUTURE



Chargers, Boosters & Starters

Catalogue Chargeurs • Batterieservicegeräte-Katalog • Catálogo de Cargadores

2016 C

www.gys.fr

CHARGERS • BOOSTERS • STARTERS • TESTERS • JUMPER CABLES • ACCESSORIES



A family firm since 1964

Une société familiale depuis 1964

Familienunternehmen seit 1964

Una empresa familiar desde 1964

Un'azienda familiare dal 1964

Een familiebedrijf sinds 1964

40 000 m²
400 000 sqf 

9 

550+ 

110 





INVEST IN THE FUTURE

3





Partenaires • Partners • Partner • Socios comerciales • Partner • Partners

								JAGUAR		
		MERCEDES	smart	EvoBus		DODGE				LAND ROVER
				Jeep						
					TATA					

A high tech R&D

R&D de pointe
Hochmodernes F&E
I+D de tecnología punta
R&S di punta
Hoogwaardige R&D



GYS Academy


Académie • Akademie
Academia • Accademia
Academy

Centre de formation agréé
Training centre dedicated to professionals
Trainingcenter für Profis
Centro de formación autorizado
Centro di formazione dedicato ai professionisti
Erkend opleidingscentrum

Formations agréées
Ref. 52 53 0068153



100% GYS



CHARGERS TRADITIONAL

W
p. 39



3 A 12V
ENERGY 124

023215
☎: 025141



4 A 12V
ENERGY 126

023222
☎: 025165



					CHARGE			Fuse			
					Reg	Efficace / RMS	Moyen / Average (EN 60335)				
ENERGY 124	023215	☎: 025141	230V	70W	12V	—	4,5 A	3 A	10 A	11,5 x 16 x 22 cm	2,2 kg
ENERGY 126	023222	☎: 025165	230V	90W	12V	—	6 A	4 A	10 A	11,5 x 16 x 22 cm	2,2 kg
TCB 60 automatic	023253	☎: 025189	230V	85W	12V	2	6 A	2 - 4 A	10 A	12 x 17 x 29 cm	2,7 kg
TCB 90 automatic	023260	☎: 025202	230V	120W	12V	2	8 A	2 - 5,5 A	15 A	12 x 17 x 29 cm	3,4 kg
TCB 120 automatic	023284	☎: 025240	230V	150W	12V	2	10,5 A	3,5 - 7 A	15 A	12 x 17 x 29 cm	3,2 kg

CHARGERS AUTOMATIC



PATENTS REGISTERED NUMBERS
001652090-0001
EUROPEAN TRADEMARK & DESIGN
TCB 60/90/120



2/4 A 12V
TCB 60

023253
☎: 025189



2/5,5 A 12V
TCB 90

023260
☎: 025202



3,5/7 A 12V
TCB 120

023284
☎: 025240



2 in 1
=
CHARGE
+
TEST

Recommendation							CHARGER + TESTER	Bzz CONTROL
		Essence • Petrol • Benzin			Diesel			
ENERGY 124				10 > 45 Ah			—	—
ENERGY 126				15 > 60 Ah			—	—
TCB 60 automatic		10 > 60 Ah					OK	OK
TCB 90 automatic		15 > 90 Ah					OK	OK
TCB 120 automatic				20 > 120 Ah			OK	OK

CHARGERS HF • INVERTER

CHARGERS HF INVERTER



0,75 A 6/12V
GYTECH 750



024977




GO > 7,5V (12V)
> 3,75V (6V)



3,8 A 12V
GYTECH 3800

024939




COLD CHARGE



GO > 7,5V



OPTION
053137
Kit allume cigare /
Cigarette lighter adapter /
Adapterkit für Zigarettanzünder



ON BOARD

3,5/7 A 12/24V
GYSTECH 7000



COLD CHARGE

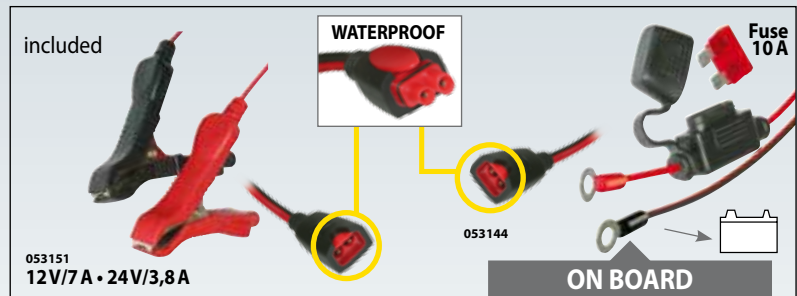
 < 0°C > 0°C

GO > 16V (24V)
 > 4,5V (12V)

024953




CHARGERS HF INVERTER



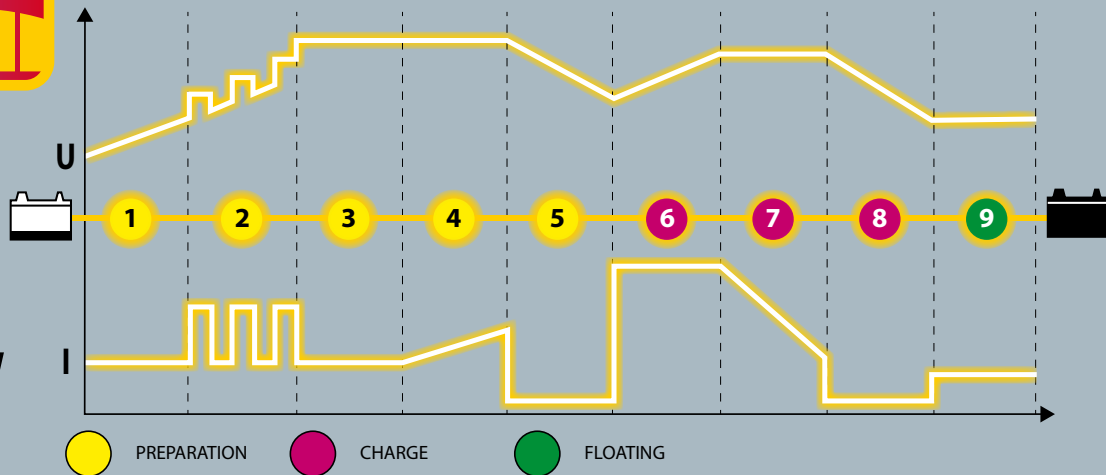
Fuse X10
 (for accessories) 10A
 054530

	50 / 60 Hz	⚡	CHARGE			Recover	Fuse	⊠	⚖	Recommendation			IP	
			🔋	Efficace / RMS	Moyen / Average (EN 60335)					🛵	🚗	🚚		🔌
GYSTECH 750 024977	230V	16,5W	6 / 12V	0,75 A	0,75 A	—	—	12 x 16 x 24 cm	0,3 kg	Essence • Petrol • Benzin		Diesel	Supply 5 A 12V DC	IP 60
GYSTECH 3800 024939	230V	60W	12V	0,8 - 3,8 A	0,8 - 3,8 A	—	10 A	10 x 27,5 x 26 cm	0,7 kg	Charge 1,2 > 60 Ah (Maintenance 1,2 > 120 Ah)			—	IP 65
GYSTECH 7000 024953	230V	160W	12 V 24 V	7 A 3,5 A	7 A 3,5 A	•	10 A	10 x 31 x 29 cm	1,3 kg	12V : Charge 14 > 130 Ah (Maintenance 14 > 230 Ah) 24V : Charge 14 > 60 Ah (Maintenance 14 > 120 Ah)			•	IP 65

MADE IN P.R.C.



Courbe de charge pour batterie de démarrage / Charging curve for starter batteries



GO > 1V

4A 12V
GYSFLASH 4A



029156
024793



GYSflash 4A & 7A : included



OPTION Gysflash 4A & 7A



Kit allume cigare /
Cigarette lighter adaptater /
Adapterkit für
Zigarettenanzünder
053519

Recommendation	
	IP 65
On board/Embarqué 1,2 > 70 Ah (Maintenance 1,2 > 130 Ah)	Automatic
On board/Embarqué 1,2 > 130 Ah (Maintenance 1,2 > 230 Ah)	Automatic


PATENTS REGISTERED NUMBERS 002280008 & 002279927 EUROPEAN TRADEMARK & DESIGN	50 / 60 Hz	70W	12V	Start mini	Moyen / Average (EN 60335)	Boost	Equalize/Absorption		Floating	36 x 18,5 x 7 cm	0,85 kg
							14,4V (T > 0°)	14,7V (T < 0°)			
GYSFLASH 4A 029156 024793	230V AC +/- 15 %	70W	12V	1V	0,8 - 3,6A	4A	14,4V (T > 0°)	14,7V (T < 0°)	13,6V	36 x 18,5 x 7 cm	0,85 kg
GYSFLASH 7A 029187 024786	230V AC +/- 15 %	120W	12V	1V	0,8 - 5A	7A	14,4V (T > 0°)	14,7V (T < 0°)	13,6V	38,5 x 20,5 x 7 cm	1,06 kg

CHARGERS HF • INVERTER

CHARGERS HF INVERTER



ALL BATTERIES



7A 12V
GYSFLASH 7A



1 044 40003

029187
024786



Cables & Battery Status Indicator For Gysflash 4A & 7A

ALL BATTERY CARE
WATERPROOF
Simply & Secure connect

3 LEDs indicates Battery status

- <40%
- 40%<90%
- >90%



Extension Cables 2,5m For Gysflash 4A & 7A
029057



CHARGERS TRADITIONAL



9 A 12/24V
CT 160

024106
☎: 025325



12 A 12/24V
CT 210

024113
☎: 025349



CHARGERS AUTOMATIC & MANUAL



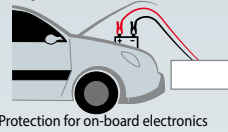
10 A 12/24V
CA 150

024434



25 A 12/24V
CA 360

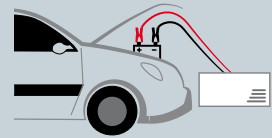

023185



				CHARGE						Fuse			
						Efficace / RMS	Moyen / Average (EN 60335) Reg 1	Boost 1	boost 2				
CT 160	024106 ☎: 025325	230V, 50/60Hz	190W	12/24V	12V >	2	13,5A	7A	9A	—	15 A	20,5 x 30 x 13,5 cm	3,9 kg
					24V >	2	7,5A	3A	5A	—			
CT 210	024113 ☎: 025349	230V, 50/60Hz	260W	12/24V	12V >	2	18A	8A	12A	—	20 A	22,5 x 33,5 x 14,5 cm	5,2 kg
					24V >	2	9A	4A	6A	—			
CA 150 automatic	024434	230V, 50/60Hz	500W	12/24V	12/24V	2	18 A	8 A	10 A	—	25 A	33 x 26 x 14 cm	6 kg
CA 360 automatic	023185	230V, 50/60Hz	920W	12/24V	12/24V	3	37 A	7 A	15 A	25 A	50 A	44 x 31 x 23 cm	14 kg

Recommendation							
CT 160	(12V) 25 > 160 Ah	(24V) 15 > 90 Ah					
CT 210	(12V) 35 > 210 Ah	(24V) 20 > 100 Ah					
CA 150 automatic					35 > 150 Ah		
CA 360 automatic					40 > 350 Ah		

CHARGERS AUTOMATIC



Protection for on-board electronics



5A

6/12V

WATTMATIC 100

024823
🇬🇧: 025417



9A

6/12V

WATTMATIC 140

025608
🇬🇧: 025622



10A

6/12V

WATTMATIC 170

025615
🇬🇧: 025639



	🔌	⚡	CHARGE						🔌 Fuse	📦	👤	
			🔋	Reg	Efficace / RMS	Moyen / Average (EN 60335)						
						Reg 1	Reg 2					
WATTMATIC 100 automatic	024823	🇬🇧: 025417	230V, 50 Hz	170W	6/12V	2	11.4A	3A	5A	10A	24 x 26 x 13 cm	3.8 kg
WATTMATIC 140 automatic	025608	🇬🇧: 025622	230V, 50 Hz	230W	6/12V	2	16.5A	5A	9A (boost)	15A	36 x 22 x 14 cm	4.8 kg
WATTMATIC 170 automatic	025615	🇬🇧: 025639	230V, 50 Hz	280W	6/12V	2	18.8A	6.5A	10A (boost)	20A	36 x 22 x 14 cm	5 kg



Fuse X10

- 10A** 054530 (WATTMATIC 100)
- 15A** 054493 (CT 160, WATTMATIC 140)
- 20A** 054509 (CT 210, WATTMATIC 150 & 170)
- 25A** 054516 (CA 150, WATTMATIC 180)
- 50A** 054622 (CA 360)

MADE IN GYS CHINA

👤 Recommendation	🚗 🚙 🚐 🚚 🏠 🏗️					
	🚗	🚙	🚐	🚚	🏠	🏗️
WATTMATIC 100 automatic	6V 12V	15 > 100 Ah				
WATTMATIC 140 automatic	6V 12V	20 > 150 Ah				
WATTMATIC 170 automatic	6V 12V	25 > 180 Ah				

7A 6/12V
BATIUM 7/12

024496
 : 024557



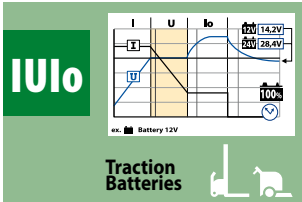
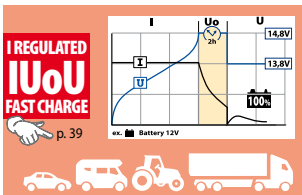
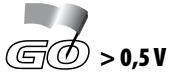
7A 6/12/24V
BATIUM 7/24

024502
 : 024625



25A 6/12/24V **SULPHATED BATTERIES SOS RECOVERY**
BATIUM 25/24

024533
 : 024618

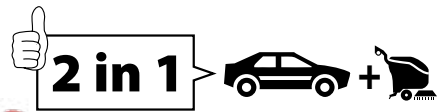


I REGULATED IUoU FAST CHARGE

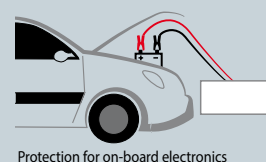
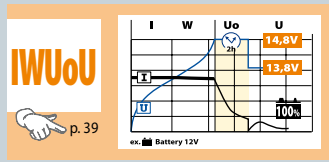
&

IUlo

Specific charge
 Traction batteries



SMART CHARGERS AUTOMATIC



15A 6/12V **SULPHATED BATTERIES SOS RECOVERY**

BATIUM 15/12

024519
024632



15A 6/12/24V **SULPHATED BATTERIES SOS RECOVERY**

BATIUM 15/24

024526
024588



SMART AUTOMATIC CHARGERS



Fuse X10
15A (BATIUM 7/12 & 7/24)
054493

30A (BATIUM 15/12 & 15/24)
054523



PRODUCT LINE

	50 / 60 Hz	⚡	CHARGE								Fuse	⊞	🔒	SOS RECOVERY	
			Reg	Efficace / RMS	Moyen / Average (EN 60335)				boost						
					Reg 1	Reg 2	Reg 3								
BATIUM 7/12	024496	024557	230V	105W	6/12V	2	11A	3A	—	—	7A	15A	21 x 34 x 13 cm	4,8 kg	—
BATIUM 7/24	024502	024625	230V	210W	6/12/24V	2	11A	3A	—	—	7A	15A	21 x 34 x 13 cm	5,7 kg	—
BATIUM 15/12	024519	024632	230V	225W	6/12V	3	22A	7A	10A	—	15A	30A	21 x 36 x 14 cm	5,9 kg	•
BATIUM 15/24	024526	024588	230V	450W	6/12/24V	3	22A	7A	10A	—	15A	30A	21 x 36 x 14 cm	8,5 kg	•
BATIUM 25/24	024533	024618	230V	1150W	6/12/24V	3	37A	7A	15A	25A	—	—	28 x 42 x 23 cm	13,4 kg	•

Recommendation	🏠	🐎	🏍️	🚗	🚐	🚚	🚜	🏗️	🚛		
										6V	12V
BATIUM 7/12	6V	12V	—	15 > 130 Ah						—	
BATIUM 7/24	6V	12V	24V	15 > 130 Ah						—	
BATIUM 15/12	6V	12V	—	35 > 225 Ah						—	
BATIUM 15/24	6V	12V	24V	35 > 225 Ah						—	
BATIUM 25/24	6V	12V	24V	35 > 180 Ah	35 > 350 Ah						—

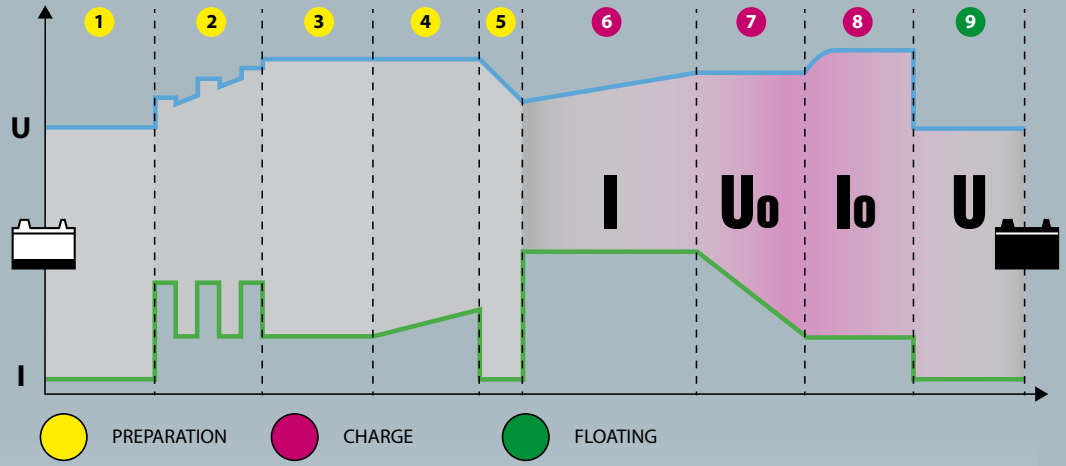
9 STEPS

GO > 2V

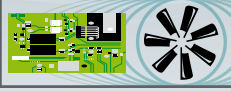


ALL BATTERIES

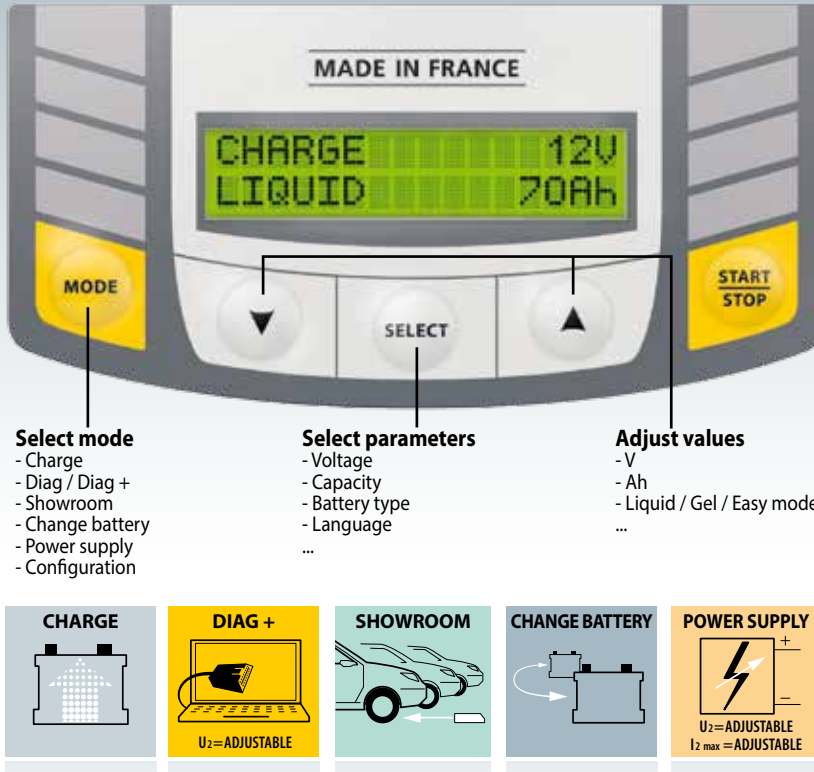
Courbe de charge pour batterie de démarrage / Charging curve for starter batteries



FAN LESS TECHNOLOGY



AUTO RESTART



HIGH EFFICIENCY Up to 15% Energy Saving **93%**

EMC class B



POWER FACTOR CORRECTION PFC EN 61000-3-12 FV FLEXIBLE VOLTAGE

- Select mode**
- Charge
 - Diag / Diag +
 - Showroom
 - Change battery
 - Power supply
 - Configuration

- Select parameters**
- Voltage
 - Capacity
 - Battery type
 - Language
 - ...

- Adjust values**
- V
 - Ah
 - Liquid / Gel / Easy mode / Expert mode
 - ...

CHARGE

DIAG +

U₂=ADJUSTABLE

SHOWROOM

CHANGE BATTERY

POWER SUPPLY

U₂=ADJUSTABLE
I_{2 max}=ADJUSTABLE

Tablette - Wall support Halterung 055513



Fuse Kit

Gysflash 30HF : 40 A 054646
Gysflash 40/50HF : 80 A 054653
Gysflash 100HF : 125 A 054585


Fuse (x1)

Gysflash 30HF : 6,3 A 054578
Gysflash 40/50/100HF : 10 A 054530

OPTION

5 m - 16 mm²
Gysflash 30HF, 40FV, 50HF & 100HF : 054615

Showroom Connect Ø M6



	50 / 60 Hz			START MINI	I _{max}	40°C/230V		TRACTION BATTERIES				SULPHATED BATTERIES AUTOMATIC RECOVERY
GYSFLASH 30.12HF 029224	230V	12V	540W	2V	30 A	30 A @ 100 %	10>400Ah	—	25,5 x 23 x 10,5 cm	3,8 kg	●	
GYSFLASH 30.24HF 029231	230V	6V	540W	2V	30 A	30 A @ 100 %	10>400Ah	●	25,5 x 23 x 10,5 cm	3,8 kg	●	
		12V				30 A @ 100 %						
		24V				15 A @ 100 %						
GYSFLASH 40.12FV 029064	85>265V	12V	750W	2V	40 A	40 A @ 100 %	10>500Ah	—	30 x 29 x 10,5 cm	6 kg	●	
GYSFLASH 50.12HF 029088	230V	12V	1600W	2V	50 A	40 A @ 100 %	10>600Ah	—	30 x 29,2 x 10,5 cm	6 kg	●	
GYSFLASH 50.24HF 029095	230V	6V	1600W	2V	50 A	45 A @ 100 %	10>600Ah	●	30 x 29,2 x 10,5 cm	6 kg	●	
		12V				40 A @ 100 %						
		24V				35 A @ 100 %						
GYSFLASH 100.12HF 029071	230V	12V	1600W	2V	100 A	66 A @ 100 %	10>1200Ah	—	32 x 29,2 x 10,5 cm	6,1 kg	●	

CHARGERS & BSU

(BATTERY SUPPORT UNITS)



30 A 12 V PFC
GYSFLASH 30.12 HF

029224

30 A 6/12/24 V PFC
GYSFLASH 30.24 HF

029231



10,5 cm

40 A 12 V FV PFC
GYSFLASH 40.12 FV

029064



10,5 cm



50 A 12 V PFC
GYSFLASH 50.12 HF

029088

50 A 6/12/24 V PFC
GYSFLASH 50.24 HF

029095



10,5 cm

100 A 12 V PFC
GYSFLASH 100.12 HF

029071

029453



10,5 cm

CHARGER AUTOMATIC & STARTER



PATENTS REGISTERED NUMBERS
001 652 090-0002
EUROPEAN TRADEMARK & DESIGN

START UP 80

9/17 A 12V
START UP 80

024922
☎ : 025127



3 in 1
=
CHARGE
+
TEST
+
START

CHARGER & STARTER

	50 / 60 Hz	12V	CHARGE W	START kW	CHARGE				START		Fuse	
					Reg	Efficace / RMS	Moyen / Average (EN 60335)	Boost	min > max	1V/C		0V/C
START UP 80 automatic 024922 ☎ : 025127	230V	12V	350	1	2	13,5-25 A	9 A	17 A	40>170 Ah	50 A	80 A	—
START 200 025530	230V	12V	390	1,4	3	15-25 A	11 A	18 A	53>240 Ah	80 A	120 A	50 A
START 300 025547	230V	12V	800	3,6	3	13-36 A	10 A	23 A	42>300 Ah	100 A	165 A	80 A
		24V	1200	3,6			8 A	17 A	38>224 Ah			

CHARGER & STARTER



11A 12V
START 200

025530



2 in 1
= **CHARGE**
+ **BOOST / START**

8/10A 12/24V
START 300

025547



Fuses 50 A x 2 (Start 200)
054622
Fuses 80 A x 2 (Start 300)
054653

TRADITIONAL CHARGERS & STARTERS W

Recommendation	Vehicle Type						CHARGER + TESTER	CONTROL	Dimensions	Weight
	Moped	Motorcycle	Car	Van	Truck	Tractor				
START UP 80 automatic							OK	OK	12 x 18 x 32 cm	4,4 kg
START 200							—	—	37 x 26 x 18 cm	8,6 kg
START 300							—	—	40 x 33 x 23 cm	13,8 kg

12V 24V

35 > 50 Ah

35 > 40 Ah


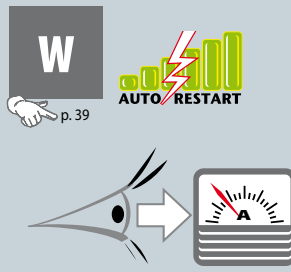
35 > 50 Ah

40 > 80 Ah

50 > 90 Ah

instant
Precharge (≈10 min)

TRADITIONAL STARTERS & CHARGERS



TRADITIONAL STARTERS

25 A 12/24V
NEOSTART 320

025301
☎ : 025509

45 A 12/24V
NEOSTART 420

025295
☎ : 025479

60 A 12/24V
NEOSTART 620

025288
☎ : 025486



Fuses 150 A x 2 (Neostart 320)
054639



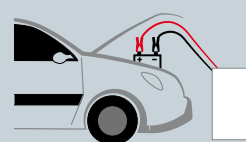
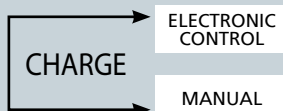
Fuses 200 A x 2 (Neostart 420 & 620)
054547



PRODUCT LINE

		50/60Hz	I ₁	I ₂	CHARGE kW	START kW	CHARGE					START				
							Reg	Efficace / RMS	Moyen / Average (EN 60335)	Boost	Automatic	pos. Manual	min > max	1V/C	0V/C	
NEOSTART 320	025301 ☎ : 025509	230V	13 A	12/24V	0,8	6,5	3	40 A	10 A 9 A	40 A 30 A	—	•	20 > 700 Ah	160 A	270 A	—
NEOSTART 420	025295 ☎ : 025479	230V	16 A	12/24V	1,7	9	3	70 A	20 A	40 A	—	•	20 > 1000 Ah	300 A	420 A	—
NEOSTART 620	025288 ☎ : 025486	230V	16 A	12/24V	2	10	3	90 A	30 A	60 A	—	•	20 > 1350 Ah	360 A	620 A	—
GYSTART 1224 T	025394	400V (TRI)	16 A	12/24V	2,5	20	3	80 A	70 A	—	•	•	65 > 1350 Ah	780 A	1200 A	•

AUTOMATIC STARTERS & CHARGERS



Protection for on-board electronics



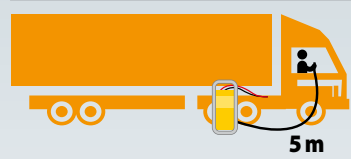
70 A 12/24V
GYSTART 1224 T
 025394 **400 V TRI**



AUTOMATIC CHARGE

ELECTRONIC PROTECTION

POWER CONTROL



included

OVER PROTECTION VOLTAGE
AUTOMATIC CONTROL

TRI
 400V
 3 ph

Fuses 200 A x 2 (Gystart 1224 T)
 054547



Recommendation	Capacity	Capacity Range										Dimensions	Weight					
		50 Ah	>	>	>	100 Ah	>	>	>	150 Ah	>			>	>	200 Ah	>	300 Ah
	12V 24V																41 x 30 x 21 cm	15,6 kg
	12V 24V																47 x 32 x 27 cm	20,5 kg
	12V 24V																47 x 32 x 27 cm	24 kg
	12V 24V																42,5 x 34,5 x 71 cm	54,5 kg

instant
 Precharge
 (≈10 min)

AUTOMATIC STARTERS & CHARGERS



AUTOMATIC CHARGE = Batium



AUTOMATIC RECOVERY



ALL BATTERIES



AUTOMATIC START



25 A 12/24 V
STARTIUM 330E

026469

40 A 12/24 V
STARTIUM 480E

026483
025578

45 A 12/24 V
STARTIUM 680E

026490
025585



SMART AUTOMATIC STARTERS

AUTOMATIC STARTERS



Fuses 100 A x 2 (Startium 330E)
054394

Fuses 200 A x 2 (480E, 680E, Diag. 60-12, 60-24)
054547

Fuses 250 A x 2 (980E)
055568

		50/60 Hz	I ₁	CHARGE kW	START kW	CHARGE						START			DIAG				
						Reg	Efficace / RMS	Moyen / Average (EN 60335)	Boost	Automatic	min > max		1W/C	0V/C		AUTO START			
											12V	24V							
STARTIUM 330E	026469	230V	16 A	12/24V	0,8	6,5	4	40 A	25 A	—	•	12V: 20 > 370 Ah	24V: 20 > 300 Ah	165 A	270 A	•	—		
STARTIUM 480E	026483	230V	16 A	12/24V	1,7	9	4	65 A	30 A	40 A	•	12V: 20 > 600 Ah	24V: 20 > 450 Ah	280 A	390 A	•	—		
STARTIUM 680E	026490	230V	16 A	12/24V	2	10	4	75 A	30 A	45 A	•	12V: 20 > 675 Ah	24V: 20 > 525 Ah	380 A	550 A	•	—		
STARTIUM 980E	026506	230V	16 A	12/24V	2	12	4	80 A	40 A	50 A	•	12V: 20 > 750 Ah	24V: 20 > 525 Ah	500 A	720 A	•	—		
DIAG STARTIUM 60-12	026513	230V	16 A	12V	2	10	4	95 A	60 A	—	•	12V: 20 > 900 Ah	—	310 A	440 A	•	•		
DIAG STARTIUM 60-24	026520	230V	16 A	6/12/24V	2	10	4	95 A	60 A	—	•	6V: 20 > 900 Ah	12V: 20 > 900 Ah	—	—	300 A	430 A	•	•
								65 A	40 A		•	24V: 20 > 525 Ah	—	280 A	410 A				

AUTOMATIC CHARGE = Batium
 p. 39

SULPHATED BATTERIES
 AUTOMATIC RECOVERY

START / STOP ENGINE
 ALL BATTERIES

OVER PROTECTION VOLTAGE
 AUTOMATIC CONTROL

AUTOMATIC START

GO >1V

UNIVERSAL MODE
 (autoselection)



TEST ALTERNATOR

TIMER

35/50 mm²

BATTERY EXPERT

3 in 1
 CHARGER, STARTER & DIAG

TEST ALTERNATOR

TIMER

POWER SUPPLY DIAG+ 60A
 U2 adjustable 12V > 15V

50 A | 12/24 V

STARTIUM 980E

026506

60 A | 12V

DIAG STARTIUM 60-12

026513

60 A | 6/12/24 V

DIAG STARTIUM 60-24

026520
 ☎: 025592



AUTOMATIC STARTERS + DIAG

Recommendation	Voltage	Capacity				Dimensions (cm)	Weight (kg)
		50 Ah	100 Ah	150 Ah	200 Ah		
STARTIUM 330E	12V 24V					43 x 26 x 26	15
STARTIUM 480E	12V 24V					31 x 48 x 80	26
STARTIUM 680E	12V 24V					31 x 48 x 80	30
STARTIUM 980E	12V 24V					31 x 48 x 80	36
DIAG STARTIUM 60-12	12V					48 x 35 x 90	34
DIAG STARTIUM 60-24	12V 24V					48 x 35 x 90	34

instant
 Precharge (=10 min)

BOOSTERS + POWER SUPPLY

12VDC



POWER SUPPLY
 12V / 18 Ah

18 Ah
 INSIDE

1V/C
 480 A

1 250 A 12V

GYSPACK AUTO / GYSPACK 400



POWER SUPPLY
 12V / 18 Ah

18 Ah
 INSIDE

1V/C
 480 A

1 250 A 12V

GYSPACK AIR



+ Compressor

Air Kit included
4 bars



Isolated clamps
500 A
1,1 m
ø25 mm²



WU

included GYSPACK AUTO, GYSPACK 400, GYSPACK AIR, GYSPACK PRO

AUTOMATIC CHARGER
⊕ Power in 230V / 12V

054677
☎ : 054660



p. 39



Après chaque utilisation
After each use
Nach jeder Anwendung

		12V	START											
		Inside	Battery	1V/C	Cranking CC	Peak Battery	—	—	—	Power Supply	EXTERNAL Charge 230V	—	—	—
GYSPACK AUTO/400	026230	18 Ah	12V	480 A	900 A	1250 A	—	—	—	⊕ 12V DC	12V DC	•	33 x 14 x 35 cm	7 kg
GYSPACK AIR	026322 ☎ : 025431	18 Ah	12V	480 A	900 A	1250 A	•	•	4 bars	⊕ 12V DC	12V DC	•	35,5 x 19,5 x 43 cm	10 kg
GYSPACK PRO	026155	22 Ah	12V	600 A	1100 A	1750 A	•	•	—	⊕ 12V DC	12V DC	•	34 x 20 x 43 cm	8,9 kg
GYSPACK 750	026179 ☎ : 026353	28 Ah	12V	750 A	1450 A	2500 A	•	•	2 x 200 A	⊕ 12V DC	12V/2A DC	•	36 x 20 x 43 cm	14 kg
STARTPACK TRUCK	025448 ☎ : 026339	2 x 22 Ah	12V 24V	750 A 650 A	1450 A 1300 A	3200 A 1600 A	•	•	1 x 300 A	⊕ 12V DC	12V/2A DC	—	38,9 x 22,5 x 50 cm	16 kg

POWER SUPPLY 12 V / 22 Ah
 INSIDE 22 Ah
 1V/C 600 A

1 750 A 12V

GYSPACK PRO



026155
 025523

SPIRAL TECHNOLOGY
 POWER SUPPLY 12 V / 28 Ah
 INSIDE 28 Ah
 1V/C 750 A

2 500 A 12V

GYSPACK 750



026179
 026353

POWER SUPPLY 12 V / 44 Ah
 INSIDE 22 Ah + 22 Ah
 1V/C 750 A (12V)
 650 A (24V)

3 200 A 12V
1 600 A 24V

STARTPACK TRUCK



025448
 026339

Isolated clamps
 500 A
 1,1 m
 ø 25 mm²



Isolated clamps
 600 A
 1,3 m
 ø 25 mm²



Isolated clamps
 600 A
 1,8 m
 ø 25 mm²



I REGULATED
100V
 FAST CHARGE

p. 39

included GYSPACK 750, STARTPACK TRUCK

AUTOMATIC CHARGER
 Power in 230V / 12V

054684
 054691



FV FLEXIBLE VOLTAGE
 100V 240V

i Recommendation	50 Ah > > > > 100 Ah > > >	Vehicle types					
		Car	Van	Truck	Tractor	Truck	Excavator
GYSPACK AUTO/400	12V						
GYSPACK AIR	12V						
GYSPACK PRO	12V						
GYSPACK 750	12V						
STARTPACK TRUCK	12V 24V						

OPTION

MEMORY AUTO SAVE CABLE OBD 1,5 m

054202
 for GYSPACK AUTO,
 GYSPACK 400,
 GYSPACK AIR,
 GYSPACK PRO,
 GYSPACK 750,
 STARTPACK TRUCK



Fuses 200 A x2
 GYSPACK 750
 054547

Fuse 300 A x2
 STARTPACK TRUCK
 054561



16 Ah INSIDE **1V/C**
640 A

1 800 A 12V
GYSPACK 650

026254

30 Ah INSIDE **1V/C**
830 A

3 100 A 12V
GYSPACK 810

026278

16 Ah + 16 Ah INSIDE **1V/C**
900 A (12 V)
700 A (24 V)

3 600 A 12V
1 800 A 24V ★
STARTPACK 12.24

026285



NEW DESIGN
10/2016



OPTION
MEMORY AUTO SAVE CABLE OBD 1,5 m
054202
Fuse 7,5 A



230V
Après chaque utilisation
After each use
Nach jeder Anwendung

		12V				TEST OK	CHARGER INSIDE	Protection			Power out		Fuse	Fuse	Dimensions	Weight
		Inside	1V/C	Cranking CC	Peak Battery			ON/OFF	Light	Car	12V DC	15 A				
GYSPACK 650	026254	16 Ah	12V 640 A	1200 A	1800 A	●	3 A	●	●	⊕ 12V DC	15 A	200 A	2 x 1,4 m ø 25 mm ²	23 x 35 x 35 cm	13 kg	
GYSPACK 810	026278	30 Ah	12V 830 A	1700 A	3100 A	●	3 A	●	●	⊕ 12V DC	15 A	2 x 200 A	2 x 1,8 m ø 35 mm ²	18 x 38 x 31 cm	16,6 kg	
STARTPACK 12.24	026285	2x16 Ah	12V 900 A	1700 A	3600 A	●	7 A	●	●	—	20 A	2 x 200 A	2 x 1,8 m ø 35 mm ²	21 x 35 x 56 cm	23,5 kg	
			24V 700 A	1350 A	1800 A								2 x 2 m ø 50 mm ²			
STARTPACK PRO 12.24	026346	2x30 Ah	12V 1300 A	2400 A	6200 A	●	7 A	●	●	—	20 A	2 x 200 A	2 x 2 m ø 50 mm ²	12 x 64 x 97 cm	45,5 kg	
			24V 1200 A	2250 A	3100 A								2 x 2 m ø 70 mm ²			
STARTPACK PRO 12.24 XL	026711	2x50 Ah	12V 1 600 A	3 000 A	8 500 A	●	6 A outside	● automatic	●	—	—	300 A	2 x 2 m ø 70 mm ²	43 x 53 x 104	71 kg	
			24V 1 400 A	2 600 A	4 250 A											



1V/C
1300 A (12 V)
1200 A (24 V)



1V/C
1600 A (12 V)
1400 A (24 V)




6200 A	12V
3100 A	24V ★★★
STARTPACK PRO 12.24	

8 500 A	12V
4 250 A	24V ★★★
STARTPACK PRO 12.24 XL	



026346

026711



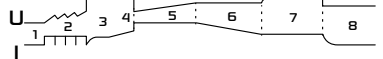
45 x 17 x 58 cm
31 kg

57 x 34 x 94 cm
45,5 kg

INCLUDED
GYSFLASH XL 6.12



8 step smart charge
Advanced technology **6 A**



12V



> > 80 Ah > 120 Ah



GYPACK 650

GYPACK 810

24V



> > 100 Ah > > 200 Ah > > > > > > >



STARTPACK 12.24



STARTPACK PRO 12.24


PRO ★★★

STARTPACK PRO 12.24 XL

PRO ★★★★★

**BOOSTER
TRUCK & BUS**

**CHARGER
AUTOMATIC X2**

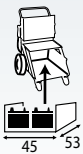


p. 39


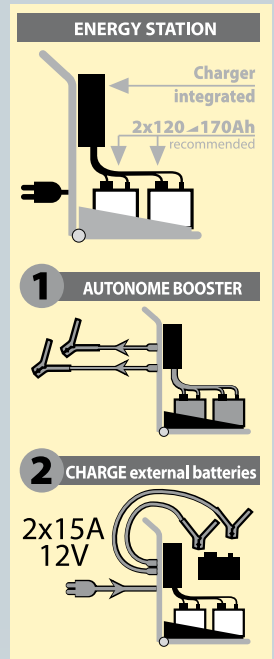
**12/24V
ENERGY STATION**

026148

**NEW
DESIGN
2016**



Batteries non fournies
Batteries not provided
Ohne Batterie



OPTION
Kit roues mousse polyuréthane
/Wheel kit/Räder-Kit
053212



Après chaque utilisation
After each use
Nach jeder Anwendung



Recommendation



Charge External batteries

ENERGY STATION

12V 24V

OK

ENERGY STATION	026148	START	CHARGE				Fuse	Dimensions	Weight	Warranty	
			12V	24V	min > max	Moyen / Average (EN 60335)					Efficace / RMS
		selon batteries /according to battery	•	•	35 > 225 Ah	2 x 15 A	2 x 22 A	2 x 30 A	70 x 62 x 92 cm	36 kg + batteries	2 x 2,5 m - ø 35 mm ²

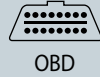
MEMORY AUTO SAVE

SAUVEGARDE MÉMOIRE OBD / Memory auto save
 / Speicherschutz / Salvaguardia memorias
 / Salvaguardas de memória / Αυτόματη αποθήκευση ρυθμίσεων
 / Сохранение настроек/ 记忆存储器

MEMORY AUTO SAVE

GYSPACK OBD

054998
 : 055001



Après chaque utilisation
 After each use
 Nach jeder Anwendung

INSIDE	MEMORY SAVER			
12 V 7 Ah	OBD < 4 A	< 4 A	25 x 18 x 25 cm	3 kg



CABLE OBD - Câble OBD - Kabel für OBD

054202

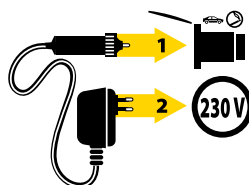
1,5 m
 Fuse 7,5 A



MEMORY AUTO SAVE 230 V/12 V - Sauvegarde mémoire 230 V/12 V - Autosicherheitsspeicher 230 V/12 V - Memorizador auto 230 V/12 V - Автосохранение памяти 230В / 12В - 230 V/12 V 记忆保护器

055018

230V/12V/500 mA



BOOSTERS LITHIUM

 SPECIAL HOBBY • Utilisation non professionnelle
• Not professional use • Nicht berufliche Benutzung.



200 A NOMAD POWER 10

026384
🇬🇧: 026537



INCLUDED
NOMAD POWER
10, 15, 15 AIR, 20
& 12.24

 SMART CABLES
MULTI SECURITIES



300 A NOMAD POWER 15

026377
🇬🇧: 026544



NOMAD POWER 15 AIR = NOMAD POWER 15 + AIR COMPRESSOR



6 bar, 10 l/min,
6 A, 60 W







026612



350 A NOMAD POWER 20

026629



		LITHIUM		START CURRENT	PEAK CURRENT	START 	 CABLE	SMART CABLES 	INPUT 
		CAPACITY/CELL	FULL CHARGE						
NOMAD POWER 10	026384	4 Ah - 44.4 Wh	5 h	200 A	400 A	12 V, PETROL & DIESEL	12 V - 1 A	• MULTI SECURITIES	12 V/1 A - 5 V/1 A
NOMAD POWER 15	026377	5 Ah - 55.5 Wh	5 h	300 A	600 A	12 V, PETROL & DIESEL	12 V - 1 A	• MULTI SECURITIES	14 V/1 A
NOMAD POWER 15 AIR	026612								
NOMAD POWER 20	026629	6 Ah - 66.6 Wh	6 h	350 A	700 A	12 V, PETROL & DIESEL	12 V - 1 A	• MULTI SECURITIES	14 V/1 A
NOMAD POWER 12.24	026636	9 Ah - 99.9 Wh	10 h	300 A (12V), 400 A (24V)	600 A (12V), 800 A (24V)	12 V/24 V, PETROL & DIESEL	12 V - 1 A	• MULTI SECURITIES	12 V/24 V/2 A
NOMAD POWER PRO 45	026391	4.5 Ah - 49.95 Wh	4,5 h	200 A	400 A	12 V, PETROL & DIESEL (< 3500 C.C.) (< 2000 C.C.)	12 V - 1 A	•	12 V/1 A
NOMAD POWER PRO 90	026438	9 Ah - 99.9 Wh	9 h	400 A	800 A	12 V, PETROL & DIESEL (< 6000 C.C.) (< 3500 C.C.)	12 V - 1 A	•	12 V/1 A

300 A	12V
400 A	24V
NOMAD POWER 12.24	

026636
☎: 026667



NEW
08/2016



BOOSTERS LITHIUM PRO

200 A
NOMAD POWER PRO 45

026391
☎: 026551



400 A
NOMAD POWER PRO 90

026438
☎: 026568



INCLUDED NOMAD POWER PRO 45 & 90



OPTION (NOMAD POWER PRO 90)

MEMORY AUTO SAVE
CABLE OBD 1,5 m

054202

Fuse 7,5A



SAFETY FEATURES :
Anti-short polarity
Anti-short circuit
Anti-reverse current



ONLY NOMAD POWER PRO :
Charging low temp. cut-off
Discharging low temp. cut-off
Over heat cut-off
Over discharged cut-off
Over charged cut-off

OUTPUT	POWER SUPPLY				OBD	LIGHT	MODES	cm	kg
	Smartphone	Laptop	Car Audio	USB					
5V/2A - 19V/3.5A	•	—	1	1	—	2x LEDs	LIGHT / S.O.S. / SPOT	17 x 8,2 x 3,2	0,408
5V/4A - 12V/12A - 19V/3.5A	•	•	2	—	—	1x LED	LIGHT / S.O.S. / SPOT	16,5 x 8 x 3,8	0,476
5V/2.1A - 5V/1A - 12V/10A - 19V/3.5A	•	•	2	—	—	1x LED	LIGHT / S.O.S. / SPOT	22,5 x 9 x 3	0,680
5V/2.1A - 5V/1A - 12V/10A	•	•	2	—	—	35x LEDs	LIGHT / S.O.S. / SPOT	20 x 16,5 x 9	1,5
5V/2A	•	—	1	—	—	1x LED	LIGHT / S.O.S. / SPOT	20,2 x 14,5 x 5,5	0,820
5V/2A - 12V/3.5A	•	•	1	—	OPTION (via cigarette plug)	1x LED	LIGHT / S.O.S. / SPOT	26,7 x 19,5 x 5	1,250

BATTERYLESS BOOSTERS

BOOSTERS SANS BATTERIE

BATTERYLESS BOOSTERS

NEW TECHNOLOGY FULL ELECTRONIC CONTROL



- ✓ NO BATTERY INSIDE
- ✓ NO MAINTENANCE
- ✓ ALWAYS READY
- ✓ BOOSTER SANS BATTERIE INTERNE
- ✓ AUCUNE MAINTENANCE
- ✓ TOUJOURS PRÊT

EASY TO USE : 2 minutes!



300 A STARTRONIC 400

026728



800 A STARTRONIC 800

026735



	START CURRENT	START	INPUT CHARGE							cm		kg
STARTRONIC 400	026728	300 A	12 V, PETROL & DIESEL	12V	60 s	12V/10 A	100 s	MICRO USB Type B	15 min	17 x 8,2 x 3,2	0,408	
STARTRONIC 800	026735	800 A	12 V, PETROL & DIESEL	12V	150 s	12V/10 A	200 s	5V/2 A	40 min	26,7 x 19,5 x 5	1,250	

JUMPER CABLES

ISOLATED CLAMPS & LED



		ESSENCE BENZINE PETROL	DIESEL			≈ Ø CU
056374	300 A	2,5l		3 m	16 mm ²	
056381	500 A	5,5l	4,5l	3,5 m	25 mm ²	

BRASS CLAMPS

PINCES LAITON, NON ISOLÉES - Brass clamps, NOT INSULATED - Messingklemmen, nicht isoliert

- pinzas de latón, no aisladas • Koperen klemmen, niet geïsoleerd
- Garras bronce, latão isoladas • Ακροδέκτες χαλκού χωρίς μόνωση
- ЛАТУННЫЕ ЗАЖИМЫ, НЕИЗОЛИРОВАННЫЕ
- 黃銅夾, 无絕緣



				≈ Ø CU
056206	320 A	3 m	16 mm ²	
564015	500 A	3 m	25 mm ²	
056404	700 A	4,5 m	35 mm ²	
056190	1000 A	4,5 m	50 mm ² (100% Cu)	
056602	1000 A	5,1 m	50 mm ² (100% Cu)	

MADE IN P.R.C

PRO

PINCES ISOLÉES - INSULATED CLAMPS - ISOLIERTE KLEMMEN - Pinzas aisladas

- Garras aisladas • Geïsoleerde klemmen • Μονωμένοι ακροδέκτες
- Изолированные зажимы • 絕緣充電夾



		ESSENCE BENZINE PETROL	DIESEL			DIN 72553
056312	200 A	1,5l		2,8 m	10 mm ²	—
056329	320 A	2,5l		3 m	16 mm ²	• NEW DESIGN
056336	500 A	5,5l	3 l	3,5 m	25 mm ²	• NEW DESIGN
056343	700 A	7l	4l	4,5 m	35 mm ²	• NEW DESIGN
056558	1000 A	7l	4l	4,5 m	50 mm ²	—

MADE IN P.R.C

ISOLATED CLAMPS



MADE IN FRANCE



PINCES ISOLÉES - INSULATED CLAMPS - ISOLIERTE KLEMMEN - Pinzas aisladas • Garras aisladas • Geïsoleerde klemmen • Μονωμένοι ακροδέκτες • Изолированные зажимы • 絕緣充電夾



				Ø CU
056541	700 A	4,5 m	35 mm ²	

SUPER PRO



MADE IN FRANCE



				Ø CU
056619	1000 A	5 m	50 mm ²	

ANTI-ARC PROTECTION X2

TRADITIONAL



TBP100
055131



TBP500
055148



BT111 DHC
055155



BT222 DHC
055216



BT280 DHC
055261

					TEST			PRINT PAPER	DIGITAL	RESULT	CHARGING & STARTING SYSTEM VEHICLE	TEMPERATURE COMPENSATION	SIZE	WEIGHT
					BATTERY A	BATTERY V								
TBP 100	traditional	055131	6-12 V	20>100 Ah	•	•	12V	—	—	5/10s	15 min	—	16x1,8x30	1,5
TBP 500	traditional	055148	12 V	10>160 Ah	•	•	12V	—	—	15s	15 min	—	27x26x13	8
BT 111 DHC	electronic	055155	12 V	20>150 Ah	•	• min 7 V	—	—	•	1s	instant	—	7x1,5x12	0,25
BT 222 DHC	electronic	055216	12 V	20>150 Ah	•	• min 7 V	12V	—	•	1s	instant	—	7x1,5x12	0,25
BT 280 DHC	electronic	055261	12 V	4>150 Ah	•	• min 4,5 V	12V	—	• rétro-éclairé /back-lit	1s	instant	—	12x7,9x227	0,25
RT 003 DHC	electronic	055346	6-12 V	7>230 Ah	•	• min 1,5 V	12V 24V	—	• rétro-éclairé /back-lit	1s	instant	•	11,5x5x19	0,8
BT 551 DHC	electronic	055452	6-12 V	7>230 Ah	•	• min 1,5 V	12V 24V	—	• rétro-éclairé /back-lit	1s	instant	•	11x4x19,5	0,4
BT2010 DHC	electronic	055339	6-12 V	7>230 Ah	•	• min 1,5 V	12V 24V	—	• rétro-éclairé /back-lit	1s	instant	•	13x6,4x251	0,7

RT003 START-STOP DHC

055346



BT551 START-STOP DHC

055452

8 LANGUAGES - SPRACHEN



BT551 DHC
x2 (included)
056220



GESTION LOGICIELLE DE LA BATTERIE
BATTERY MANAGEMENT SOFTWARE
SOFTWARE BATTERIE MANAGEMENT

BT2010 START-STOP DHC

055339

7 LANGUAGES - SPRACHEN



Standard
57 mm (W)

BT2010 DHC
x1 (included)
056237

i Recommendation	Test		PRINT PAPER	START /STOP ENGINE	EFB	AGM, Liquid, VRLA/GEL	Motorcycle	Car	Van	Truck
	batteries/Battery/Ladegeräte	Circuit alternateur/ Alternator Circuit/Lichtmaschinen Schaltkreis								
TBP 100 traditional	6V 12V	12V	—	—	—	—		20 > 100 Ah		
TBP 500 traditional	12V	12V	—	—	—	—		10 > 160 Ah		
BT 111 DHC electronic	12V	—	—	—	—	—		20 > 150 Ah		
BT 222 DHC electronic	12V	12V	—	—	—	—		20 > 150 Ah		
BT 280 DHC electronic	12V	12V	—	—	—	—		4 > 150 Ah		
RT 003 START-STOP DHC electronic	6V 12V	12V 24V	—	•	•	•		7 > 230 Ah		
BT 551 START-STOP DHC electronic	6V 12V	12V 24V	•	•	•	•		7 > 230 Ah		
BT 2010 START-STOP DHC electronic	6V 12V	12V 24V	•	•	•	•		7 > 230 Ah		

POWER INVERTER 12V > 230V



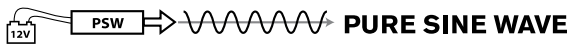
CONVERGYS 150

027022
☎: 027039



CONVERGYS 300

027053
☎: 027046



PSW 6042U

12 V

027121
☎: 027138



PSW 6043U

12 V

027176
☎: 027183



PSW 6047U

12 V

027206
☎: 027213



PSW 6047U

24 V


027251
☎: 027268



MSW 82 000

24 V

027237
☎: 027244



	Power	Peak power	Pure Sin Wave	Optimum Efficiency	Input DC	Output AC	Output USB DC	max 150W	Universal	Universal	Universal	Universal	Universal	Universal	Universal
CONVERGYS 150	150W	300W	—	90,5%	12V	230V	5V · 500 mA	•	—	•	—	6 x 10 x 5 cm	0,34 kg		
CONVERGYS 300	300W	600W	—	85%	12V	230V	5V · 500 mA	•	•	•	—	10 x 15 x 6 cm	0,85 kg		
PSW 6042U	400W	800W	•	85%	12V	230V	5V · 500 mA	—	•	•	•	18 x 18 x 7 cm	1,2 kg		
PSW 6043U	600W	1200W	•	85%	12V	230V	5V · 2 x 500 mA	—	•	•	•	18 x 20 x 7 cm	2,3 kg		
PSW 6047U 12V	1500W	3000W	•	85%	12V	230V	5V · 2 x 500 mA	—	—	•	•	18 x 31 x 7 cm	4 kg		
PSW 6047U 24V	1500W	3000W	•	85%	24V	230V	5V · 2 x 500 mA	—	—	•	•	26 x 19 x 9 cm	5,4 kg		
MSW 82 000	2000W	4000W	•	80%	24V	230V	5V · 500 mA	—	cables	•	•	35 x 20 x 9,8 cm	5,4 kg		

Conversion Chart / Table

horse power to watts	watts to horse power
hp = W	W = hp
0,1 = 73,5	100 = 0,1360
0,2 = 147,1	200 = 0,2719
0,3 = 220,6	300 = 0,4079
0,4 = 294,2	400 = 0,5438
0,5 = 367,7	500 = 0,6798
1 = 735,5	1000 = 1,3596
2 = 1471,0	2000 = 2,7192
3 = 2206,5	3000 = 4,0789
4 = 2942,0	4000 = 5,4385



CONVERGYS 150	150W														
CONVERGYS 300		300W													
PSW 6042U			300W												
PSW 6043U				600W											
PSW 6047U 12V					1500W										
PSW 6047U 24V						1500W									
MSW 82 000							2000W								

DHC 54E STATION MULTICHARGE POUR BATTERIES

- Multi charge station for batteries - multi-ladestation für starterbatterien

Charge automatique • Automatic charge
• Automatischer Ladevorgang

4 x 5A 12V (liquid/gel)
5 étapes • 5 steps • 5 Schritte
Pulse/Boost/Egalisation/100%/Floating
Maintenance/Zusatzhülenskit



10/100 Ah

Multicharge Station DHC 54E

025097



KIT SOLAIRE DE MAINTIEN DE CHARGE - Solar powered charger

- Solarpanel zur Ladeerhaltung - Kit solar de mantenimiento de carga - Солнечная панель для поддержания заряда в наборе с аксессуарами



PINCES - Clamps • Klemmen • Pinzas • Garras • Ακροδέκτες • Зажимы • 充电夹

40 A	60 A	200 A	300 A	600 A	650 A	850 A
053106 (x2)	055537 055520	053502 053403	053700 053601	053779 053786	055551 055544	053816 053793

COSSES BATTERIE - Battery Terminal - Polklemmen - Terminales batería - Accupool - Terminais de batería - Πόλος μπαταρίας - Контакты аккумуляторной - батареи - 电池端子

	ø 10 mm / 35 mm ²		ø 13 mm / 50 mm ²		ø 16 mm / 70 mm ²		Quick Connector ø 10 mm / 50 mm ² I max = 1000 A 054455
	x25 054431	x25 054332	x25 054417	x25 054356	x25 054370		
	x25 054448	x25 054349	x25 054424	x25 054363	x25 054387		

FUSIBLES - Fuses - Sicherungen - Fusibles - Zekeringen - Fusíveis - Ασφάλειες - Плавкие предохранители - 保险丝

	x10	10 A 054530
		15 A 054493
		20 A 054509
		25 A 054516
		30 A 054523
		40 A 054554
	x10	100 A 054486
	x2	200 A 054547
		250 A 055568
		300 A 054561
	x2	40 A 054646
		50 A 054622
		80 A 054653
		125 A 054585
		150 A 054639
	x2	100 A 054394

PROTECTION ANTI-ARC 12V - Anti-arc protection 12V - Lichtbogenschutz 12V - Protección anti-arco 12V - Piekspanningsbeveiliging 12V - Protecção anti-faixa 12V - Αντι-σπινθηρική προστασία 12V - Защита против дуги 12В - 12V 抗电弧保护



PÈSE ACIDE ANTIGEL - Acidimeter (PH Meter) - Säure/Frostschutzmittel-Tester - Acido densimetro anticongelante - Zuurweger - Medidor de PH (ácido) - Μετρητής οξύτητας (PH) - Ацидиметр (pH-метр) - 防冻酸度计



CHOOSE YOUR BOOSTER

CHOISISSEZ VOTRE BOOSTER

12 V							12 - 24 V					
	GYSPACK AUTO	GYSPACK AIR	GYSPACK PRO	GYSPACK 650	GYSPACK 750	GYSPACK 810	GYSPACK TRUCK	STARTPACK 12.24	STARTPACK PRO 12.24	STARTPACK PRO 12.24 XL	ENERGY STATION	
	026230 025455	026322	026155	026254	026179	026278	025448	026285	026346	026711	026148	
	12V	12V	12V	12V	12V	12V	12V	12V	12V	12V	12V	
							12V	24V	24V	24V	24V	
START 	1V/C	480 A	480 A	600 A	640 A	750 A	830 A	750 (12V) 650 (24V)	900 A (12V) 700 A (24V)	1300 A (12V) 1200 A (24V)	1600 A (12V) 1400 A (24V)	
	CC	900 A	900 A	1100 A	1200 A	1450A	1700 A	1450 A (12V) 1300 A (24V)	1700 A (12V) 1350 A (24V)	2400 A (12V) 2250 A (24V)	3000 A (12V) 2600 A (24V)	
	PEAK	1250 A	1250 A	1750 A	1800 A	2500 A	3100 A	3200 A (12V) 1600 A (24V)	3600 A (12V) 1800 A (24V)	6200 A (12V) 3100 A (24V)	8500 A (12V) 4250 A (24V)	
	12V	18 Ah	18 Ah	22 Ah	16 Ah	28 Ah	30 Ah	2 x 22 Ah	2 x 16 Ah	2 x 30 Ah	2 x 50 Ah	—
	—	•	•	•	•	•	•	•	•	• automatic	—	
	•	•	•	•	•	•	—	•	•	•	•	
	outside 0,5 A	outside 0,5 A	outside 0,5 A	inside 2,5 A	outside 2 A	inside 2,5 A	outside 2 A	inside 7 A	inside 7 A	outside 6 A	inside 2x15A	
	Floating	Floating	Floating	Floating	Floating	Floating	Floating	Floating	Floating	Floating	Floating	
	12V DC	12V DC	12V DC	12V DC	12V DC	12V DC	12V DC	—	—	—	—	
	—	•	—	—	—	—	—	—	—	—	—	
	—	•	•	—	•	—	•	—	—	—	—	
	0,5 m ø16 mm ²	1,1 m ø25 mm ²	1,1 m ø25 mm ²	1,4 m ø25 mm ²	1,3 m ø25 mm ²	1,8 m ø35 mm ²	1,8 m ø25 mm ²	1,8 m ø35 mm ²	2 m ø50 mm ²	2 m ø70 mm ²	2,5 m ø35 mm ²	
	33 x 14 x 35	34 x 20 x 43	34 x 20 x 43	33 x 20 x 33	33 x 16 x 38	33 x 20 x 33	35 x 19 x 44	17 x 33 x 48	57 x 34 x 94	43 x 53 x 104	70 x 62 x 92	
	7 kg	8,9 kg	7,9 kg	11 kg	13 kg	15 kg	18 kg	23 kg	31 / 40 kg	71 kg	36 kg +	



ATTENTION HORS UTILISATION
Laisser le chargeur branché
en permanence.

CAUTION ON STAND BY
Keep your GYSPACK connected to the mains supply.

ACHTUNG AUSSER BETRIEB
Lader dauernd angeschlossen lassen.

ATTENTION CUANDO ESTA APAGADO
Dejar el cargador conectado permanentemente.

OPGELET BIJTEN GEBRUIK
Laat de lader onafgebroken aangesloten.

★

MINI PRO

★★★

PRO

★★★★★

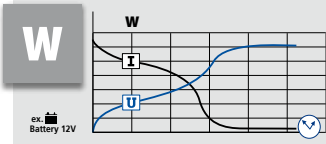
UNIVERSAL PRO

CHARGING TECHNOLOGIES

TECHNOLOGIES DE CHARGE

BATTERIES DE DÉMARRAGE - Automotive batteries - Starterbatterien - Baterías de arranque - Automotive accu's - Baterías de Automóvil - Μπαταρίες οχημάτων - Пусковые батареи - 汽车启动电池

TRADITIONAL



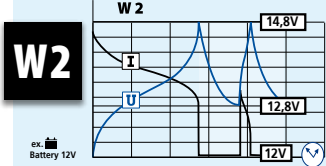
Recommendation

LIQUID	LIQUID Calcium	LIQUID Silver AGM	START/STOP (A)	GEL Sealed	OPTIMA maxXima
★	☆	☆	☆	☆	☆

UNIVERSAL MAINTENANCE EASY USE HIGH TECH



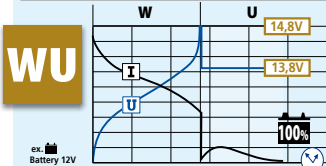

AUTOMATIC



Recommendation

LIQUID	LIQUID Calcium	LIQUID Silver AGM	START/STOP (A)	GEL Sealed	OPTIMA maxXima
★	★	☆	☆	☆	★

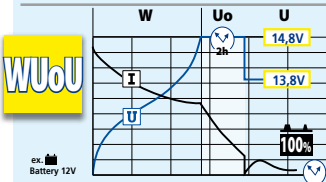
UNIVERSAL MAINTENANCE EASY USE HIGH TECH



Recommendation

LIQUID	LIQUID Calcium	LIQUID Silver AGM	START/STOP (A)	GEL Sealed	OPTIMA maxXima
★★★	★★★	★★★	★★★	★★★	★★★


UNIVERSAL MAINTENANCE EASY USE HIGH TECH



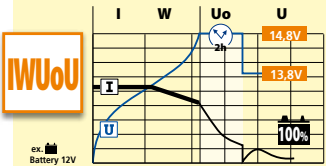
Recommendation

LIQUID	LIQUID Calcium	LIQUID Silver AGM	START/STOP (A)	GEL Sealed	OPTIMA maxXima
★★★★★	★★★★★	★★★★★	★★★★★	★★★★★	★★★★★

UNIVERSAL MAINTENANCE EASY USE HIGH TECH



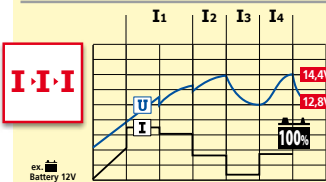
AUTOMATIC FAST CHARGE



Recommendation

LIQUID	LIQUID Calcium	LIQUID Silver AGM	START/STOP (A)	GEL Sealed	OPTIMA maxXima
★★★★★	★★★★★	★★★★★	★★★★★	★★★★★	★★★★★

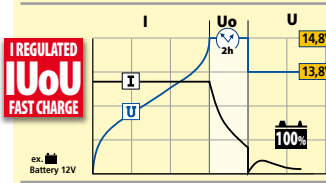
UNIVERSAL MAINTENANCE EASY USE HIGH TECH



Recommendation

LIQUID	LIQUID Calcium	LIQUID Silver AGM	START/STOP (A)	GEL Sealed	OPTIMA maxXima
★★★	★★★	★★★	★★★	★★★	★★★

UNIVERSAL MAINTENANCE EASY USE HIGH TECH



Recommendation

LIQUID	LIQUID Calcium	LIQUID Silver AGM	START/STOP (A)	GEL Sealed	OPTIMA maxXima
★★★★★	★★★★★	★★★★★	★★★★★	★★★★★	★★★★★

UNIVERSAL MAINTENANCE EASY USE HIGH TECH



Recommendation

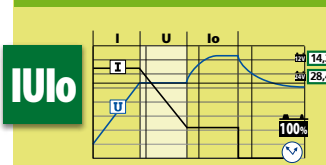
LIQUID	LIQUID Calcium	LIQUID Silver AGM	START/STOP (A)	GEL Sealed	OPTIMA maxXima
★★★★★	★★★★★	★★★★★	★★★★★	★★★★★	★★★★★

UNIVERSAL MAINTENANCE EASY USE HIGH TECH



BATTERIES DE TRACTION - Traction batteries - Traktionsbatterien - Baterías de tracción - Tractieaccu's - Baterias de Tracção - Μπαταρίες έλξεως - Тяговые батареи - 牵引用铅酸蓄电池

AUTOMATIC FAST CHARGE



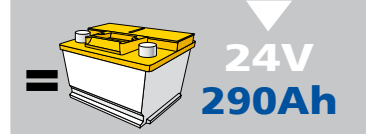
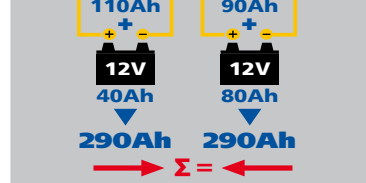
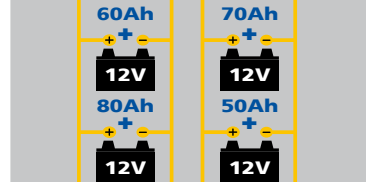
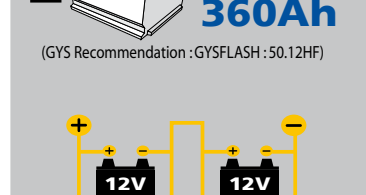
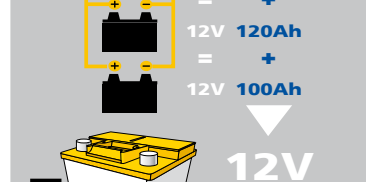
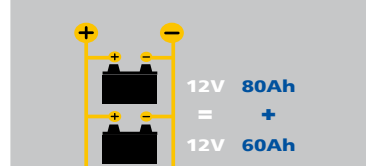
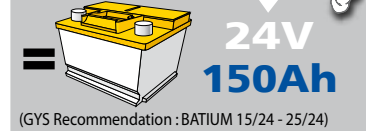
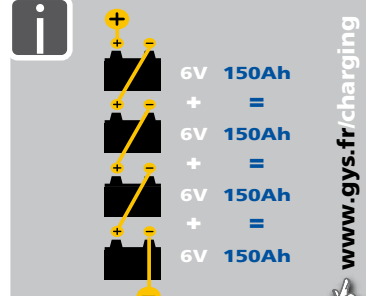
Recommendation

Traction batteries ★★★
High Technologie ★



Recommendation

Traction batteries ★★★
High Technologie ★★★



(GYS Recommendation : CA 350 - BATIUM 25/24 - GYSFLASH 30.24 HF)

Conversion Chart / Table:


horse power to watts	watts to horse power
hp = W	W = hp
0,1 = 73,5	100 = 0,1360
0,2 = 147,1	200 = 0,2719
0,3 = 220,6	300 = 0,4079
0,4 = 294,2	400 = 0,5438
0,5 = 367,7	500 = 0,6798
1 = 735,5	1000 = 1,3596
2 = 1471,0	2000 = 2,7192
3 = 2206,5	3000 = 4,0789
4 = 2942,0	4000 = 5,4385



Linéaire de vente / GYS display
060388



Distributed by



Document non contractuel. GYS se réserve le droit de modifier sans préavis les spécifications de ses appareils - Document not contractual. GYS reserves the right to modify the specifications of the machines without prior notice. Irrtümer und Änderungen vorbehalten.

2016C ss tarif 095199

GYS France

BP 4159
53941 Saint-Berthevin
ZI, 134 bd des Loges
Laval
France
Fax : (+33) 2 43 68 35 21

www.gys.fr
E-mail : contact@gys.fr

GYS Germany

Professor-Wieler-Straße 11
52070 Aachen
Deutschland
Tel : (+49) 241 / 189-23-710
Fax : (+49) 241 / 189-23-719
www.gys-schweissen.com
E-mail : aachen@gys.fr

GYS UK

Unit 3
Great Central Way
Rugby - Warwickshire - CV21 3XH
United Kingdom
Tel : (+44) 1926 338 609
Fax : (+44) 1926 429 764
www.gys-welding.com
E-mail : uk@gys.fr

GYS Italia

C.P. 158 - Mestre Centro
30171 Mestre-Venezia
Italia
Tel : (+39) 340 3677916
E-mail : italia@gys.fr

GYS India

796/1A-A, Avinashi road
opp to Decathlon
Neelambur, Coimbatore
641062 Tamil Nadu
India
Tel : +91. 88708. 71111
E-mail : s.kumar@gys.fr

GYS China

Lot N°15
6666 bd Songze
201706 Qingpu Shanghai
China
Tel : (+86) 6221 4461
Fax : (+86) 5226 0067
www.gys-china.com.cn
E-mail : contact@gys-china.com.cn

Bao Zhi Long Electrical Equipment (JV GYS)

Room: 203C
Building: N°1
N°518 Shen Wang Road
Minhang District Shanghai
China
Tel 1 : (+86) 52217650
Tel2 : (+86) 52217651
Tel3 : (+86) 52217652
Fax : (+86) 52217653
www.bzl-china.com
E-mail : mz@bzl-china.com

www.gys.fr